



**iJoy** | *otto* MAN 3.0  
LIVE. PLAY. RELAX.

USE & CARE MANUAL

## Congratulations...

You are about to experience the very latest in three-dimensional, robotic, foot and calf massage technology.

The iJoy Ottoman 3.0 is part of the iJoy line of distinctive Human Touch Massage Devices. Relax your calves and invigorate your feet.

The new Ottoman robotic massager also conveniently converts to a stylish, functional ottoman.

Now, get comfortable and review this Use & Care Manual. You will soon be enjoying the full benefits of this innovative massage technology.



"HTT" is the preferred  
technology of the ACCO.  
[www.accoweb.org](http://www.accoweb.org)



## For your safety...

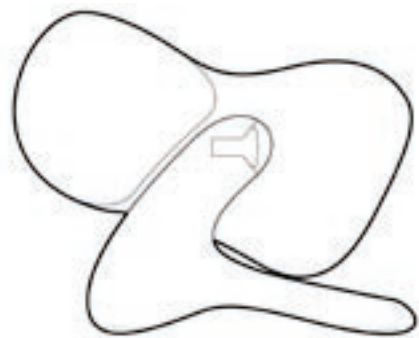
The iJoy Ottoman 3.0 has been designed to exacting standards of electrical and functional safety.

Please make note of the warnings and alerts posted on this page. With proper care and understanding of the precision instrument you have purchased you can expect years of uninterrupted rest and relaxation.

### DANGER:

#### To reduce the risk of electrical shock:

- Always unplug massager from the electrical outlet immediately after using and before cleaning.
- Do not reach for an appliance that has fallen into water. Unplug immediately.
- Do not use while bathing or in a shower.
- Do not place or store appliance where it can fall or be pulled into a tub or sink.
- Do not place in or drop into water or other liquid.
- If the massager falls into water, unplug it immediately.
- Do not reach into the water.



### NOTICE

**Sitting or standing on your Ottoman 3.0 could result in personal injury and or permanent damage to the ottoman.**

### WARNING:

#### To reduce the risk of burns, fire, electric shock or injury to persons:

- Keep away from water.
- Do not use this massager near water contained in bathtubs, basins or other vessels.
- An appliance should never be left unattended when plugged in. Unplug from outlet when not in use, and before putting on or taking off parts.
- Do not operate under blanket or pillow.
- Excessive heating can occur and cause fire, electric shock, or injury to persons.
- Close supervision is necessary when this appliance is used by, on, or near children, invalids, or disabled persons.
- Use this appliance only for its intended use as described in this manual. Do not use attachments not recommended by the manufacturer.
- Never operate this appliance if it has a damaged cord or plug, if it is not working properly, if it has been dropped or damaged, or dropped into water. Return the appliance to a service center for examination and repair.
- Do not carry this appliance by power cord or use cord as a handle.
- Always keep the power cord away from heated surfaces.
- The batteries must be removed from this appliance prior to appliance disposal.
- The batteries must be disposed of per the battery manufacturers instructions.
- The appliance must be disconnected from the power source when removing the battery.
- Never drop or insert any object into any opening.
- Do not place massager on any surface while it is operating.
- Do not use outdoors.
- Do not operate where aerosol (spray) products are being used or where oxygen is being administered.
- To disconnect, turn all controls to the OFF position, then remove plug from outlet.
- Never operate on a soft surface such as a bed or couch where the air openings may be blocked.
- Do not massage when pain is present or if you are pregnant. Do not massage any area of the body that is swollen, inflamed or covered with skin eruptions. Do not use on unexplained calf pain. Consult a physician with any questions.
- Do not use massager when standing on a damp floor, or when any part of the body is in contact with plumbing or any similar ground.
- Always connect massager to a properly grounded electrical outlet.
- Never use while sleeping.
- If you have any medical problems such as Phlebitis, Diabetes, or any vascular problems in your calves/ legs/ feet, consult a physician before using the iJoy Ottoman 3.0.
- Sitting or standing on this product may cause damage or injury.

# Get acquainted...




**Tug Strap**  
Use the convenient tug strap to set your feet firmly into the iJoy Ottoman 3.0.

1.

### Master Switch

Before you get started, place the iJoy Ottoman 3.0 in front of your favorite chair, plug the iJoy Ottoman 3.0 into a 110 volt wall outlet and flip the master power switch to the "on" position.



3.

### Massage Function Control

Press the select button to toggle through a selection of standard speed and Auto Program Massage functions.

2.

### Rotation Release/Lock Lever

Adjust the angle of the iJoy Ottoman 3.0 by pulling out the Release/Lock Lever. Sit in your chair and place your feet and calves into the massage wells. When the unit is at a comfortable angle lock the position by pushing the Release/Lock Lever back into the closed position.



### Non Skid Floor Protectors

Urethane floor protectors keep unit in place while isolating any vibration or sound produced by the iJoy Ottoman 3.0

Take control of the complex technology engineered into your iJoy Ottoman 3.0.

The on-board control console allows you to choose multiple massage settings. The entire massage body can rotate in mid air to enhance your comfort and provide flexible support configurations.

Relaxing foot and calf massage, stylish support for your legs, the iJoy Ottoman 3.0 pampers the hardest working parts of your body.

## Take Full Control

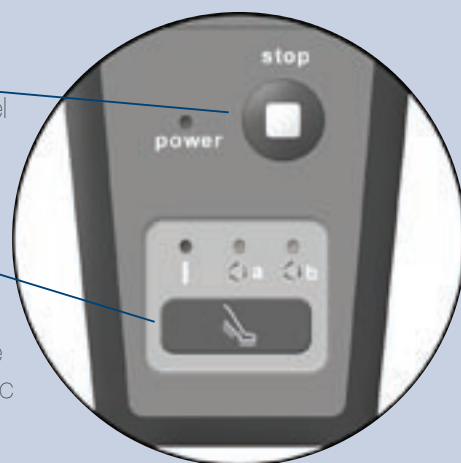
**On-board Control Console**  
Conveniently located, the Control Console allows you to select a fixed continuous massage speed, or enjoy the choice of two automatic iJoy massage programs designed for maximum relaxation.

### Stop Button

The Stop Button will immediately cancel any cycle or function that the iJoy Ottoman 3.0 was set at and stop all motion.

### Massage Select Button

Press this button repeatedly to toggle through the first position fixed speed, the second position automatic massage cycle "a", and the third position automatic massage cycle "b". The LED display will keep you informed of your selection.



**NOTICE**  
The iJoy Ottoman 3.0 automatically limits your massage to an ideal 15 minute interval. To restart, simply re-select your favorite massage setting.

## A different angle...



Your iJoy Ottoman 3.0 is very flexible. When you are not enjoying a relaxing massage, 180 degrees of rotation allows you to convert the massager into a stylish ottoman.

Rotate the massager to a vertical angle when your legs are upright at a desk or dining height chair. When sitting in a massage chair or sofa, rotating the iJoy Ottoman 3.0 to a flatter angle will allow a more comfortable stretched out leg position.

There is no right or wrong combination, full adjustability simply ensures the pleasures of a luxurious foot massage.

### Angle Adjust

Adjust the angle of the iJoy Ottoman 3.0 by pulling out the Release/Lock Lever. Sit in your chair and place your feet and calves into the massage wells. When the unit is at a comfortable angle lock the position by pushing the Release/Lock Lever back into the closed position. Rotate the massage all the way over to render a stylish ottoman.



## Product Care and Storage

### Maintenance and Care:

The product is specially designed and constructed to be maintenance free. No periodic lubrication or servicing is required. Your product should only be serviced by an authorized service center.

Care should be taken not to overload the unit. Excessive pressure on the massage nodes that significantly slows or stops the motor will potentially cause damage to the unit.

Foreign objects should not be inserted between the massage nodes and the unit housing.

### Storage:

Your product has been carefully designed to give you many years of trouble-free service. Always unplug the unit when not in use. Additionally, if not in use for a long period of time, we recommend that the power cord be coiled and that the unit be placed in an environment free of dust and moisture.

Do not store near heat or open flame. Do not leave this product exposed to direct sunlight for long periods of time. This may cause fading or damage.

## Specifications & Features

Use:	Household (not for institutional use)
Voltage:	110 VAC
Watts:	40 W
Certification:	cETL
Composition:	Cloth, ABS, Nylon
Product Weight:	39.9 lbs.

No medical claims warranted or implied by the use of this product.

## Warranty and Customer Service

Your Interactive Health product is backed by a full one (1) year limited warranty (see enclosed). If your product is not functioning properly or if you have questions concerning your product or any other Interactive Health product, please call Interactive Health Customer Service toll-free at (800) 742-5493 between 8:30 a.m. and 5:00 p.m. Pacific Standard Time or fax 24 hours at (562) 426-9690. Our courteous Customer Service Representatives will be happy to assist you.

Please also feel free to visit our web site for corporate and product information at [www.interhealth.com](http://www.interhealth.com)

